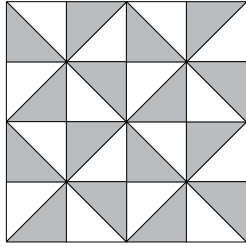


moda

Sampler Block Shuffle



6" x 6" finished

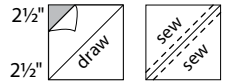
Cutting
Print

8-2½" squares

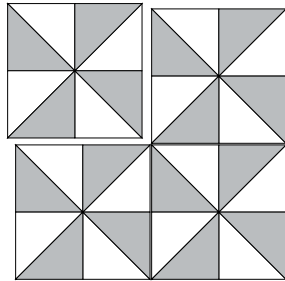
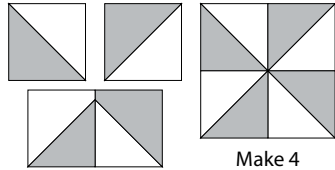
Background

8-2½" squares

Draw a diagonal line from corner to corner on the wrong side of 8-2½" background squares. Layer a marked square right sides together on a 2½" print square. Sew ¼" from the diagonal line. Cut on the diagonal line. Press open to make 2 triangle-squares. Trim to 2" x 2". Make 16 total.



2" x 2"
unfinished
Make 16.



To learn more, visit: jenkingwelldesigns.blogspot.com

9

JEN KINGWELL DESIGNS

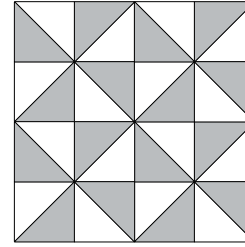
moda

MODAFABRICS.COM

#showmethemoda

moda

Sampler Block Shuffle



6" x 6" finished

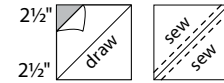
Cutting
Print

8-2½" squares

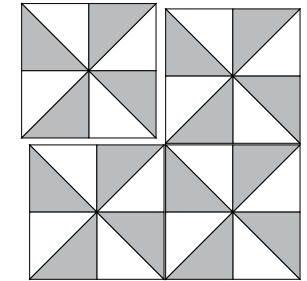
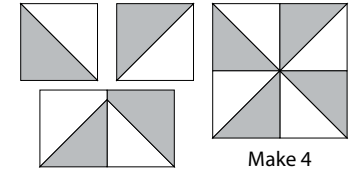
Background

8-2½" squares

Draw a diagonal line from corner to corner on the wrong side of 8-2½" background squares. Layer a marked square right sides together on a 2½" print square. Sew ¼" from the diagonal line. Cut on the diagonal line. Press open to make 2 triangle-squares. Trim to 2" x 2". Make 16 total.



2" x 2"
unfinished
Make 16.



To learn more, visit: jenkingwelldesigns.blogspot.com

9

JEN KINGWELL DESIGNS

moda

MODAFABRICS.COM

#showmethemoda