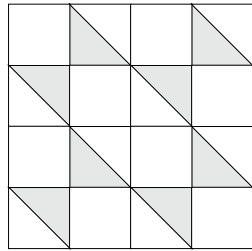


moda

Sampler Block Shuffle



6" x 6" finished

Cutting
Print

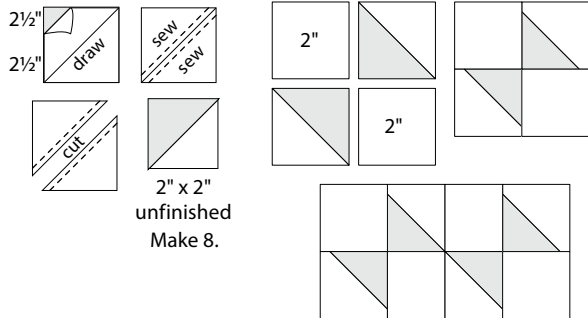
4-2½" squares

Background

4-2½" squares

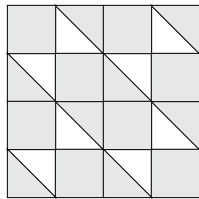
8-2" squares

Draw a diagonal line from corner to corner on the wrong side of 4-2½" background squares. Layer a marked square right sides together on a 2½" print square. Sew ¼" from the diagonal line. Cut on the diagonal line. Press open to make 2 triangle-squares. Trim to 2" x 2". Make 8 total.



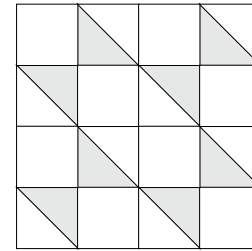
2" x 2"
unfinished
Make 8.

Color Option



moda

Sampler Block Shuffle



6" x 6" finished

Cutting
Print

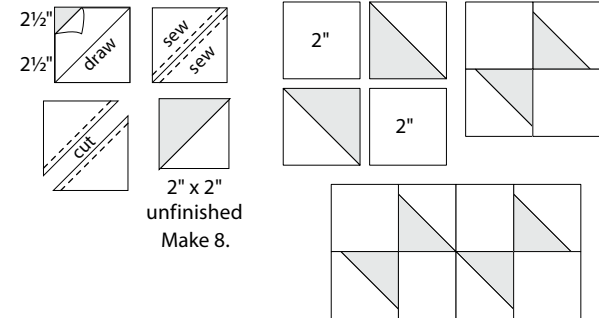
4-2½" squares

Background

4-2½" squares

8-2" squares

Draw a diagonal line from corner to corner on the wrong side of 4-2½" background squares. Layer a marked square right sides together on a 2½" print square. Sew ¼" from the diagonal line. Cut on the diagonal line. Press open to make 2 triangle-squares. Trim to 2" x 2". Make 8 total.



2" x 2"
unfinished
Make 8.

Color Option

